



# Exhibitor Guide

## Web & Mobile App

### Destination Angers Events



Destination Angers  
Events

Destination Angers

Plus de 100  
Téléchargements

Accord parental ⓘ

Installer



À propos de l'appli



Rejoignez la plateforme Destination Angers Events et accédez à vos événements.

<https://eventsapp.destination-angers.com/>

# Table of contents

- ▶ Presentation of the platform
- ▶ How do I log in for the 1st time?
- ▶ How do I log in if I already have an account?
- ▶ How do I access my exhibitor space?
- ▶ How do I configure my company profile?
- ▶ How do I configure my product sheets ?



# Platform presentation

► Destination Angers Events is a web and mobile application (accessible via a browser and downloadable from the App store or Google Play) that offers digital services to complement the physical exhibition.

## In short, a new opportunity to generate leads!

Increase your visibility and the number of qualified contacts (prospects) before, during and after the event  
A real **boost for your visibility** and **for business opportunities!**

## Application features





# Why use the web and mobile application?

## Rich and attractive communication

Make visitors want to come and see you by offering a modern, efficient presentation of your company and your flagship products.

## Greater visibility

Enjoy additional visibility with an audience who couldn't meet you at the show or couldn't come to the show, with no geographical limits.

## Longer-lasting visibility

The possibilities offered by the platform are available before, during and after the event!

## More relevant visibility

The algorithms and sorting systems offered by the platform mean each visitor can precisely target the companies that match their search. Time saved for better qualified contacts!

## Better management of your customer meetings and your contacts

Manage your availability calendar, schedule your appointments at the show or remotely via the videoconferencing system provided by the platform the week after the event. Scan participants' badges\*, collect, manage and export contacts made by all your team members.

\*Paid option – 40€ excl. VAT



**Note :** the tool we provide will only be fully effective in addition to a proactive commercial approach and appropriate digital communication!

**We invite you to fill in accurate information and to consult the application regularly before, during and after the event.**



# How do I log in for the 1st time?

- 1 You will receive an email similar to [this one](#) (at the email address of the person designated as « digital application contact » when you pre-registered). Click the **"start now"** button, and your account will be automatically created by the platform!
- 2 A window will then ask you to create a password to access your account:

The screenshot shows a mobile app interface with a navigation bar at the top containing icons for home, chat, notifications, and profile. The main content area has the heading "Welcome, create a password" and a sub-heading "In order to log in the next time that you want to use the web or mobile app." Below this is a "Password\*" field with the placeholder text "Define new password" and a green arrow icon. A note below the field states "At least 6 characters".

- i** Note: if you think you haven't received this message, please check your spam folder.

The screenshot shows an email header with the date "10. 11. 12 SEPTEMBRE 2024" and the event logo. The main body of the email is titled "Salon du Végétal 2024" and includes the following text:

Bonjour Jane,

En tant qu'exposant au Salon du Végétal 2024, vous avez accès cette année à la plateforme événementielle Destination Angers Events. Cette application Web et Mobile vous permet :

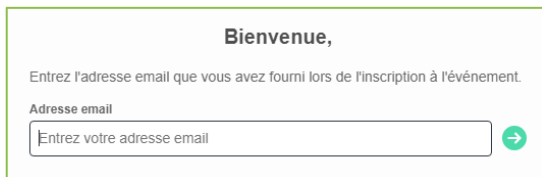
- De compléter votre fiche entreprise afin de la rendre attractive pour les visiteurs du Salon, qui y auront accès dès le 26 août 2024
- D'enregistrer vos produits sur la Marketplace digitale (3 produits offerts cette année) pour les rendre visible auprès des visiteurs du salon

Boostez votre visibilité digitale et vos opportunités commerciales ! Activez votre compte en cliquant sur le bouton ci-dessous, et complétez dès maintenant les informations sur vos produits et votre entreprise !

**COMMENCER DÈS MAINTENANT**

# How do I log in if I already have an account?

- 1 Access your account from <https://eventsapp.destination-angers.com/event/le-salon-du-vegetal-2024>
- 2 Enter the email address you used to register with Salon du Végétal (as « digital application contact ») as well as your password, chosen on the platform during your first login. Then click on the green arrow to connect



**Bienvenue,**

Entrez l'adresse email que vous avez fourni lors de l'inscription à l'événement.

Adresse email

 →

← **Bonjour Utilisateur**

**C'est un plaisir de vous revoir.**

Veuillez entrer votre mot de passe pour vous connecter.

Adresse email [Éditer](#)

Mot de passe

 →

---

**Vous ne retrouvez pas votre mot de passe ?**

RECEVOIR UN LIEN MAGIQUE

- i** **Note:** If you've forgotten your password, click on **“Receive a magic link”** after entering your e-mail address. You will then receive a message allowing you to reset it (valid for 1 hour).

# How do I access my exhibitor space?

There are 3 possibilities to access your exhibitor space:

1

By clicking the button in the invitation email received which will redirect you to your exhibitor space


2

Click on **“Exhibitor space”** in the drop-down menu

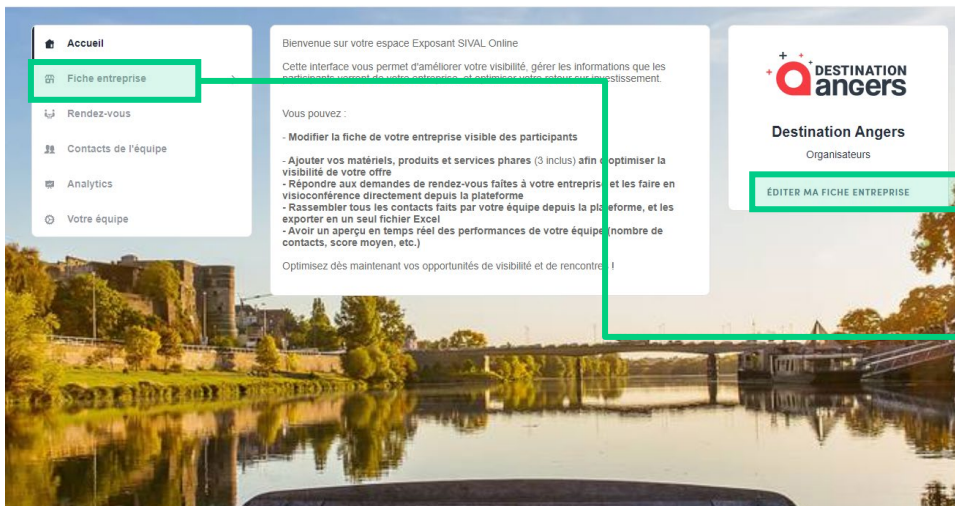
3

Go directly to

<https://exposants.destination-angers.com/>



# How do I configure my company profile? (1 / 2)



1

From your exhibitor space, click on "edit my company profile" to open the form to complete

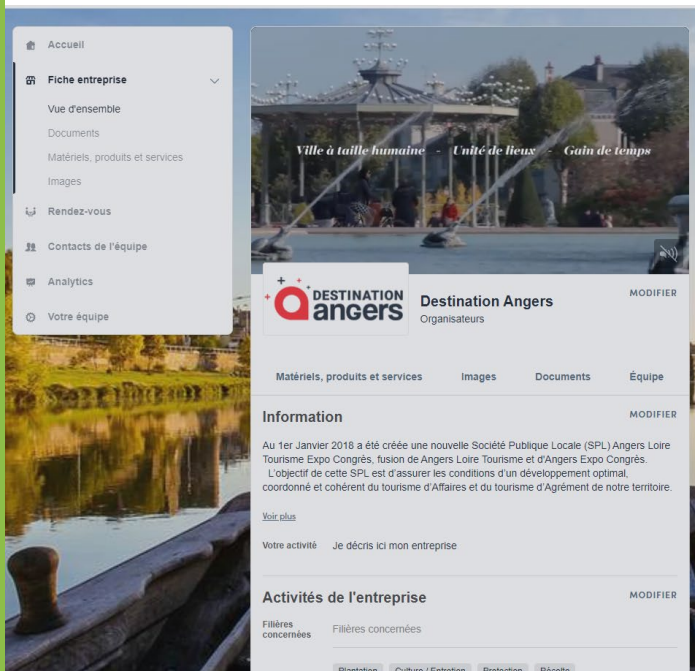
2

You can also click from the left menu on "Company Profile"

To maximise your visibility, we strongly recommend you **fill in all the requested, editable fields from your exhibitor space**. If you wish to modify a field that cannot be directly edited (greyed out), please contact the organisation at: **[daevents@destination-angers.com](mailto:daevents@destination-angers.com)**



# How do I configure my company profile? (2 / 2)



This form contains several fields for profile configuration:

- Image d'en-tête:** A field with a plus sign icon and instructions: 'Ajoutez une image ou une vidéo d'en-tête pour mettre votre page en valeur ! Pour l'image, nous recommandons d'utiliser une image de taille 1200x675px (format 16:9), qui n'excède pas 1Mo. Pour la vidéo, importez-la d'abord sur Youtube ou Vimeo, puis collez l'id ici.'
- ID de la vidéo:** A text input field containing 'JQnd566A\_MY'.
- Logo:** A field with a plus sign icon and instructions: 'Mettez en avant votre entreprise en ajoutant un logo. Nous recommandons d'utiliser une image d'une taille minimale de 400x200px (2:1 ratio) et de moins d'1Mo.' Below the instructions is a trash icon and a flag icon.
- Nom:** A text input field containing 'Destination Angers'.
- Type:** A dropdown menu with 'Organisateurs' selected.
- INFORMATION >** A button with a right-pointing arrow.

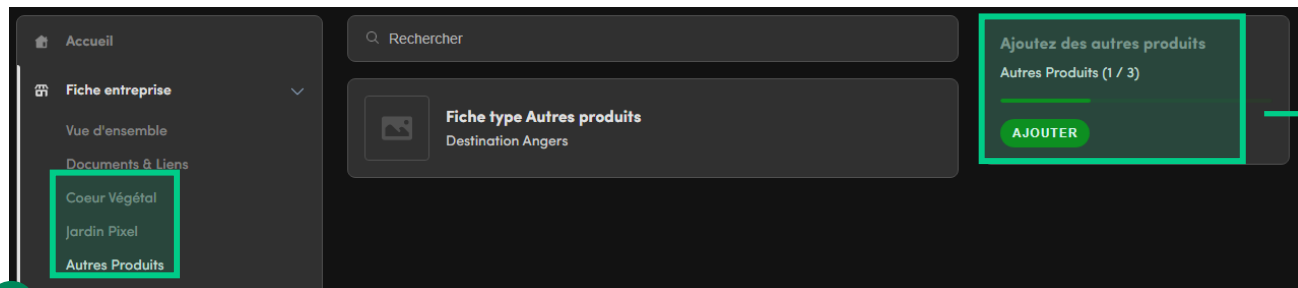
Fill in the different fields of the form on the screen to complete your company profile.

Click on the title at the bottom of each page to proceed to the rest of the form.

When a flag is placed opposite a field, you are prompted to enter content in English. Click on the flag to enter a translation.

This is a close-up of the 'Votre activité' field. It shows a text input field with the placeholder text 'Je décris ici mon entreprise' and a flag icon (French flag) to its right.

# How do I configure my product sheets ?



1

If your products are displayed in a thematic area of the show, select the corresponding category (**Plant Courtyard** or **Pixel Garden**).  
Otherwise, select "**Other Products**".

2

To add a product file, click on "Add" and then complete the information requested

When a flag is placed opposite a field, you are prompted to enter content in English. Click on the flag to enter a translation.



**IMPORTANT:** Visitors will be able to consult the product sheets and add them to their wish list to prepare their visit.  
**It is therefore important to have well-filled product sheets!**

**Thank you for taking the time to read this  
practical guide.**

**We are available to assist you if necessary at  
[daevents@destination-angers.com](mailto:daevents@destination-angers.com)**

